

for all your metalwork needs...

- * Custom Metal work in all metals catering for all finishes
- * Floor Ramp Edging
- * Floor Joiner plates
- * Tri Truss System
- * Spec boards
- * Handrail Systems



 exhibition
supplies

CONTENTS

DUE TO METALS PRICE FLUCTUATIONS PRICES MAY VARY WITHOUT NOTICE, YOUR BUYING PRICE WILL BE CONFIRMED AT TIME OF ORDER OR AGREEMENT

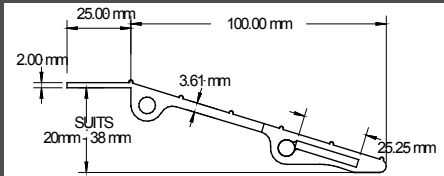
ALUMINIUM EDGE RAMP PROFILE	PAGE 3-4
DIAMOND SERIES FLOOR JOINER PLATES	PAGE 5
ROUND SERIES FLOOR JOINER PLATES	PAGE 6
SQUARE SERIES FLOOR	PAGE 7
TRI TRUSS SYSTEM	PAGE 8
SPEC BOARDS	PAGE 9
HAND RAIL SYSTEMS	PAGE 10

P.O. Box 17
Douglas Park 2569
NSW Sydney, Australia

Ph (612) 8003 5541
Fax (612) 46 327 413
Email: info@exhibitionsupplies.net.au
Web: www.exhibitionsupplies.net.au

ALUMINIUM EDGE RAMP PROFILE

UNIQUE JOINING PROFILE
REGISTERED DESIGN (PENDING)




SPECIALLY DESIGNED
PROFILE FOOT
ALLOWS THE SECTION
TO BE USED FROM
20mm TO 38mm
HEIGHT OF FLOOR



JOINING PINS ALLOW FOR ACCURATE
JOINING OF THE PROFILE



25 X 3 ALUMINIUM FLAT BAR GUIDE
FOR WHEN ADDED STRENGTH IS NEEDED
ALLOWS FOR EVEN MORE ACCURATE
ALIGNMENT FOR LONG RUNS & ALSO ALLOWS
FOR SECTION TO BE SCREWED TOGETHER



UNIQUE "PATENTED" (PENDING) SYSTEM OF CORNER JOINING
PINS HOLD CORNER PROFILE STRONGLY AND ACCURATELY
IN POSITION AT THE CORRECT HEIGHT

SAME JOINER PINS ARE USED FOR BOTH INTERNAL
AND EXTERNAL CORNERS



THE RESULT IS A PERFECTLY ALIGNED CORNER
WITH NO NEED FOR WELDING WE CAN CUT CORNERS
OR
BEING ALUMINIUM YOU CAN EASILY CUT THE PROFILE

1mm HIGH ANTI SLIP RIBS COUNTERSUNK SCREW HOLES TO SUIT ALL
FLOOR JOINER PLATES



AVAILABLE IN CHROME PLATED FINISH

OR



ANODISED MATT CLEAR

ALUMINIUM EDGE RAMP PROFILE

2M Straights



1M straights



Elbow joiner pins
(set 2)

1M Corner kit
(comprised 2 x 1m pieces cut 45 deg one end
and 2 x elbow joiner pins)



Straight joiner pins
(set2)

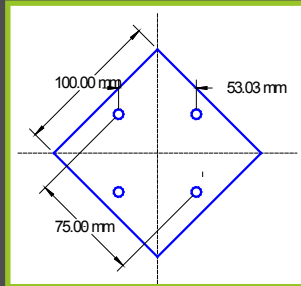
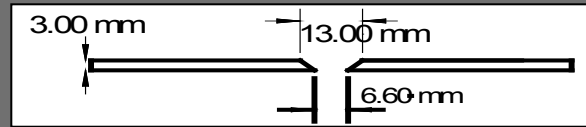
500mm Corner Kit
(comprises 2 x 1m pieces cut 45 deg one end
and 2 x elbow joiner pins)



25 x 3 joiner blade
(each)

DIAMOND SERIES

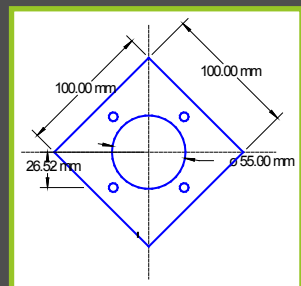
NOTE: SAME HOLE PITCH AS ROUND SERIES
 CHROME FLOOR JOINER PLATES
 TO SUIT 6mm COUNTERSUNK SCREWS
 OR 12 GAUGE SELF TAPERS
Simple 45 deg route no need for CNC equipment



4 WAY JOINER

PART NO: CFSD4

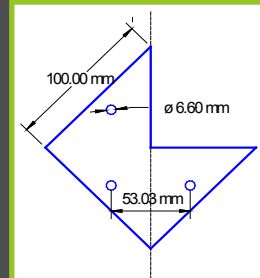
PRICE: \$16.50each + GST



CABLE MANAGEMENT

PART NO: CFSDCM

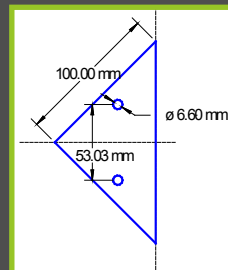

PRICE: \$17each + GST



INTERNAL CORNER

PART NO CFSD3

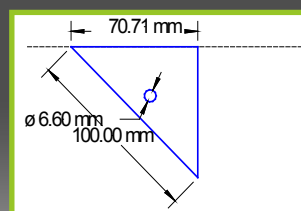
PRICE \$17each + GST



HALF JOINER

PART NO CFSDH

PRICE \$11each + GST



EXTERNAL CORNER

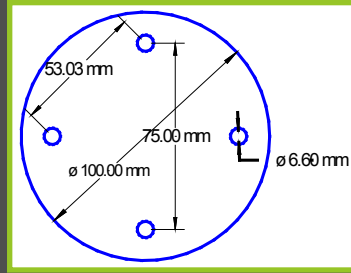
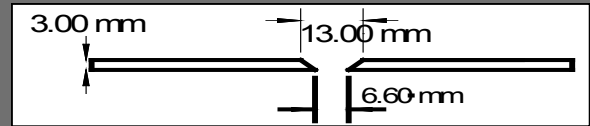
PART NO: CFSDQ

PRICE: \$8.50each + GST

ROUND SERIES

NOTE: SAME HOLE PITCH AS DIAMOND SERIES

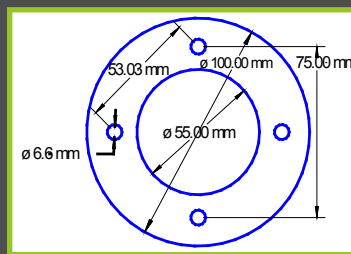
CHROME FLOOR JOINER PLATES
TO SUIT 6mm COUNTERSUNK SCREWS
OR 12 GAUGE SELF TAPERS



4 WAY JOINER

PART NO: CFD4

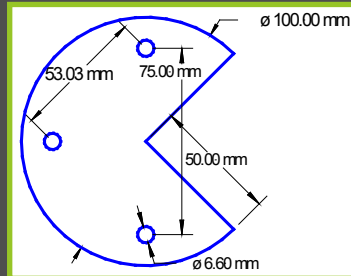
PRICE: \$14.60each + GST



CABLE MANAGEMENT

PART NO: CFDCM

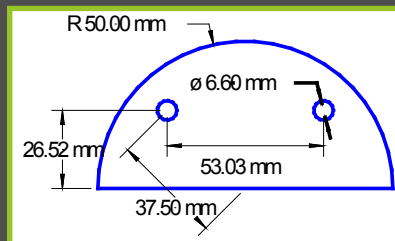
PRICE: \$16each + GST



INTERNAL CORNER

PART NO: CFD3

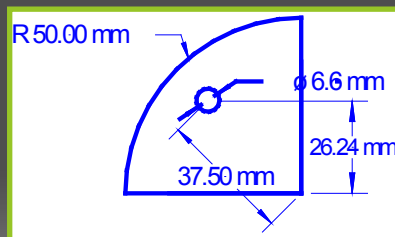

PRICE: \$16each + GST



HALF JOINER

PART NO: CFDH

PRICE: \$11each + GST



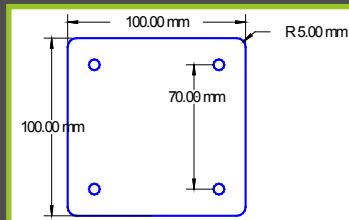
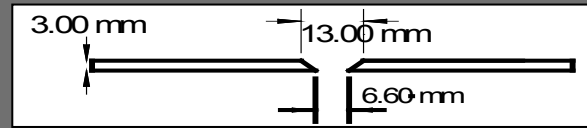
EXTERNAL CORNER

PART NO: CFDQ

PRICE: \$8each + GST

SQUARE SERIES

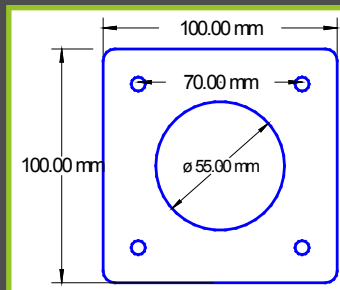
CHROME FLOOR JOINER PLATES
TO SUIT 6mm COUNTERSUNK SCREWS
OR 12 GAUGE SELF TAPERS



4 WAY JOINER

PART NO: CFS4

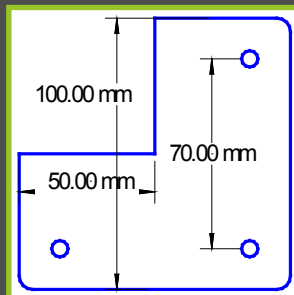
PRICE: \$16.50each + GST



CABLE MANAGEMENT

PART NO: CFSCM

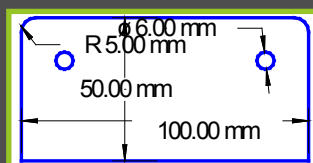
PRICE: \$17each + GST



INTERNAL CORNER

PART NO: CFS3

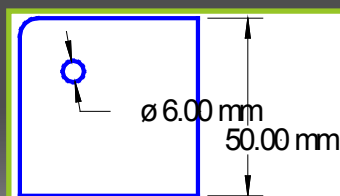

PRICE: \$17each + GST



HALF JOINER

PART NO: CFSH

PRICE \$11each + GST



EXTERNAL CORNER

PART NO: CFSQ

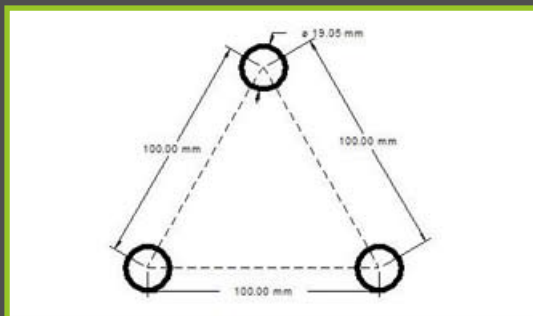
PRICE: \$8.50each + GST

TRI TRUSS SYSTEM

MILD STEEL CONSTRUCTION - MAIN TUBE ARE 1.6MM THICK.

POWDER COAT FINISH / STD COLOURS - BLACK OR WHITE

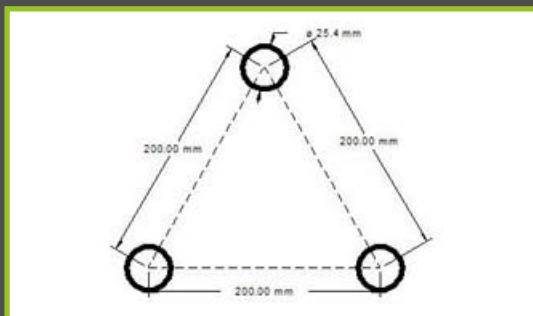
Special colours are no problem just ask!



100 TRI TRUSS

AVAILABLE IN 2m, 1m, 500mm,
STRAIGHT SECTION.

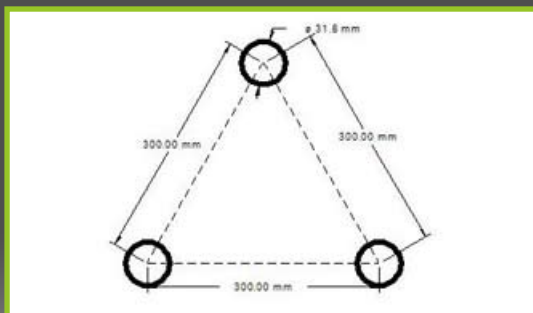
CORNERS 500mm X 500mm



200 TRI TRUSS

AVAILABLE IN 2m, 1m, 500mm,
STRAIGHT SECTION.

CORNERS 500mm X 500mm



300 TRI TRUSS

AVAILABLE IN 2m, 1m, 500mm,
STRAIGHT SECTION.

CORNERS 500mm X 500mm

SPEC BOARDS


HAND RAIL SYSTEMS

OUR HANDRAIL SYSTEMS ARE MADE IN STAINLESS STEEL
PROVIDING YOU A WIDE RANGE PREMIUM QUALITY AND RELIABILITY.

Ring us for more details!



for all your metal work needs...



Exhibition Supplies
PO BOX 17 Douglas Park 2569
Sydney NSW AUSTRALIA

ph +61 2 8003 5541
fx +61 2 46 327 413

e sales@exhibitionsupplies.net.au
w www.exhibitionsupplies.net.au